



■ Features :

- 2 pole AC inlet IEC320-C8
- Class II power (without earth pin)
- Full output 3~48V safety approval
- Protections: Short circuit/ Over load/ Over voltage/ Over temp.
- Fix switching frequency and regulation
- LED indicator for power on
- Fully enclosed plastic case
- Topology: Top switch circuit
- Approvals: UL/ CUL/ TUV/ CB/ CE
- 1 year warranty

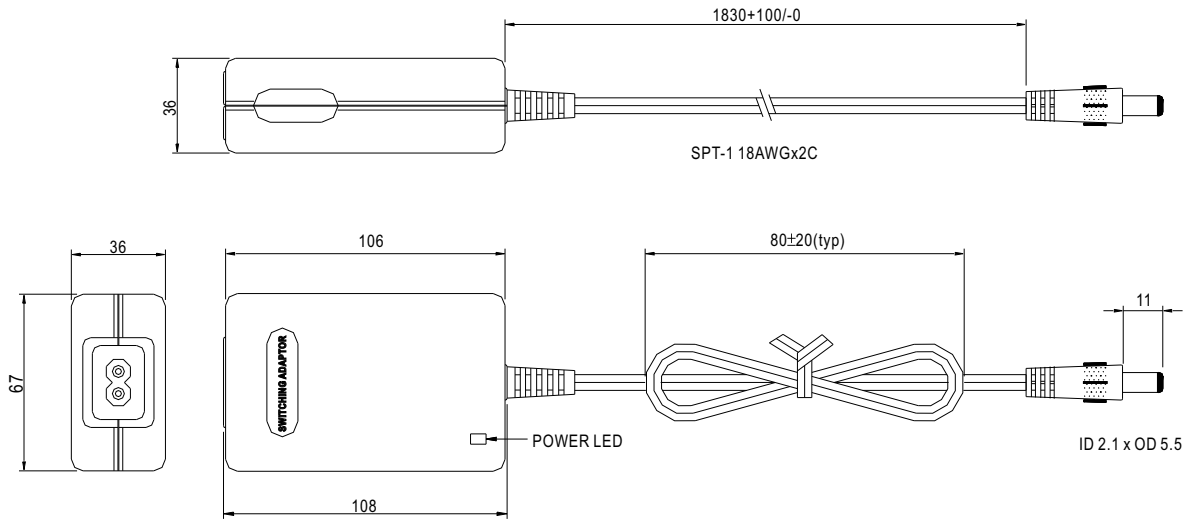


SPECIFICATION

ORDER NO.	P30B-0P2J	P30B-1P2J	P30B-1-1P2J	P30B-2P2J	P30B-3P2J	P30B-4P2J	P30B-5P2J	P30B-6P2J	P30B-8P2J		
OUTPUT	SAFETY MODEL NO.	PSU30B-0	PSU30B-1	PSU30B-1-1	PSU30B-2	PSU30B-3	PSU30B-4	PSU30B-5	PSU30B-6	PSU30B-8	
	DC VOLTAGE <b>Note.2</b>	3.3V	5V	7.5V	9V	12V	15V	18V	24V	48V	
	RATED CURRENT	3.63A	4A	3.06A	2.89A	2.25A	1.80A	1.50A	1.12A	0.56A	
	CURRENT RANGE	0 ~ 3.63A	0 ~ 4A	0 ~ 3.06A	0 ~ 2.89A	0 ~ 2.25A	0 ~ 1.80A	0 ~ 1.50A	0 ~ 1.12A	0 ~ 0.56A	
	RATED POWER	12W	20W	23W	26W	27W	27W	27W	27W	27W	
	RIPPLE & NOISE (max.) <b>Note.3</b>	50mVp-p	50mVp-p	80mVp-p	80mVp-p	80mVp-p	100mVp-p	100mVp-p	150mVp-p	150mVp-p	
	VOLTAGE ADJ. RANGE	3~5V	5~6V	6~8V	8~11V	11~13V	13~16V	16~21V	21~27V	33~48V	
	VOLTAGE TOLERANCE <b>Note.4</b>	Fixed output by internal VR									
	LINE REGULATION <b>Note.5</b>	±7.0%	±5.0%	±4.0%	±3.0%	±3.0%	±3.0%	±2.0%	±2.0%	±2.0%	
	LOAD REGULATION <b>Note.6</b>	±1.0%	±1.0%	±1.0%	±1.0%	±1.0%	±1.0%	±1.0%	±1.0%	±1.0%	
SETUP, RISE, HOLD TIME	200ms, 50ms, 16ms at full load										
INPUT	VOLTAGE RANGE	90 ~ 264VAC 135~370VDC									
	FREQUENCY RANGE	47~63Hz									
	EFFICIENCY (Typ.)	62%	68%	72%	74%	75%	78%	78%	80%	82%	
	AC CURRENT	0.8A / 100VAC									
	INRUSH CURRENT (max.)	COLD START < 60A peak / 230VAC									
LEAKAGE CURRENT (max.)	0.25mA / 240VAC										
PROTECTION	OVER LOAD	200~450% rated output power Protection type : Hiccup mode, recovers automatically after fault condition is removed									
	OVER VOLTAGE	110~140% rated output voltage Protection type : Shut down o/p voltage, re-power on to recover									
	OVER TEMPERATURE	IC1 Tj 135°C Protection type : Shut down o/p voltage, recovers automatically after temperature goes down									
ENVIRONMENT	WORKING TEMP.	0~+50°C (Refer to output load derating curve)									
	WORKING HUMIDITY	20%~90% RH non-condensing									
	STORAGE TEMP., HUMIDITY	-20~+85°C 10~95% RH									
	TEMP. COEFFICIENT	±0.03% / °C (0~50°C)									
VIBRATION	10~500Hz, 2G 10min./1cycle, period for 60min. each along X, Y, Z axes										
SAFETY & EMC (Note. 7)	SAFETY STANDARDS	UL1950, CSA22.2, EN60950 Approved									
	WITHSTAND VOLTAGE	I/P-O/P:3KVAC									
	ISOLATION RESISTANCE	I/P-O/P:100M Ohms / 500VDC									
	EMI CONDUCTION & RADIATION	Compliance to EN55022(CISPR22) class B									
	HARMONIC CURRENT	Compliance to EN61000-3-2,-3									
EMS IMMUNITY	Compliance to EN61000-4-2,3,4,5,6,11, ENV50204, Light industry level, criteria A										
OTHERS	MTBF	500khrs min. MIL-HDBK-217F (25°C)									
	DIMENSION	108*67*36mm (L*W*H)									
	PACKING	0.3kg; 54pcs / 20kg / CARTON									
CONNECTOR	PLUG	Standard type P2J: 2.1φ * 5.5φ * 11mm, center positive for stock ; Other type available by customer requested									
	CABLE	Standard type 18Awg*2c SPT-1 6ft for stock ; Other type available by customer requested									
NOTE	<p>1.All parameters are specified at 230VAC input, rated load, 25°C 70% RH. Ambient.</p> <p>2.DC voltage: The output voltage set at point measure by plug terminal &amp; 50% load.</p> <p>3.Ripple &amp; noise are measured at 20MHz by using a 12" twisted pair terminated with a 0.1uf &amp; 47uf capacitor.</p> <p>4.Tolerance: includes set up tolerance, line regulation, load regulation.</p> <p>5.Line regulation is measured from low line to high line at rated load.</p> <p>6.Load regulation is measured from 0% to 100% rated load.</p> <p>7.The power supply is considered a component which will be installed into a final equipment. The final equipment must be re-confirmed that it still meets EMC directives.</p>										

■ Mechanical Specification

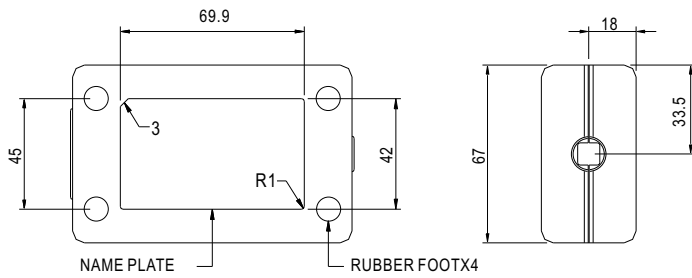
Unit:mm



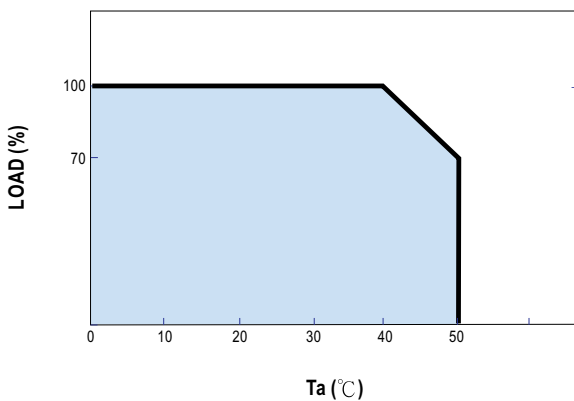
■ Plug Assignment

Standard plug: P2J (option)

P2J	
P/N	OUTPUT
CENTER	+



■ Derating Curve



■ Static Characteristics

