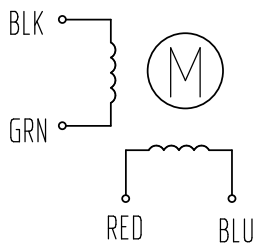


HIGH TORQUE HYBRID STEPPING MOTOR SPECIFICATIONS

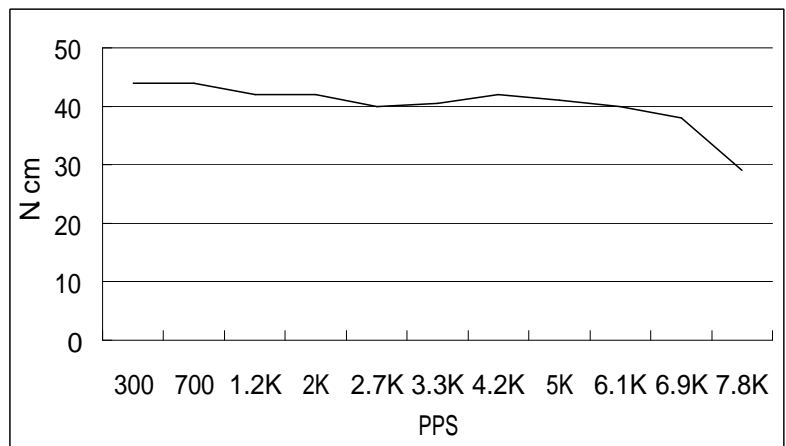
General specifications		Electrical specifications	
Step Angle (°)	0.9	Rated Voltage (V)	1.96
Temperature Rise (°C)	80 Max (rated current, 2 phase on)	Rated Current (A)	2.8
Ambient Temperature (°C)	-20 ~ +50	Resistance Per Phase (± 10% Ω)	0.7 (25°C)
Number of Phase	2	Inductance Per Phase (± 20% mH)	2.2
Insulation Resistance (MΩ)	100 Min (500VDC)	Holding Torque (N.cm)	55
Insulation Class	Class B	Weight (Kg)	0.45
Max.radial force (N)	75 (20mm from the flange)		
Max.axial force (N)	15		

● Wiring Diagram :



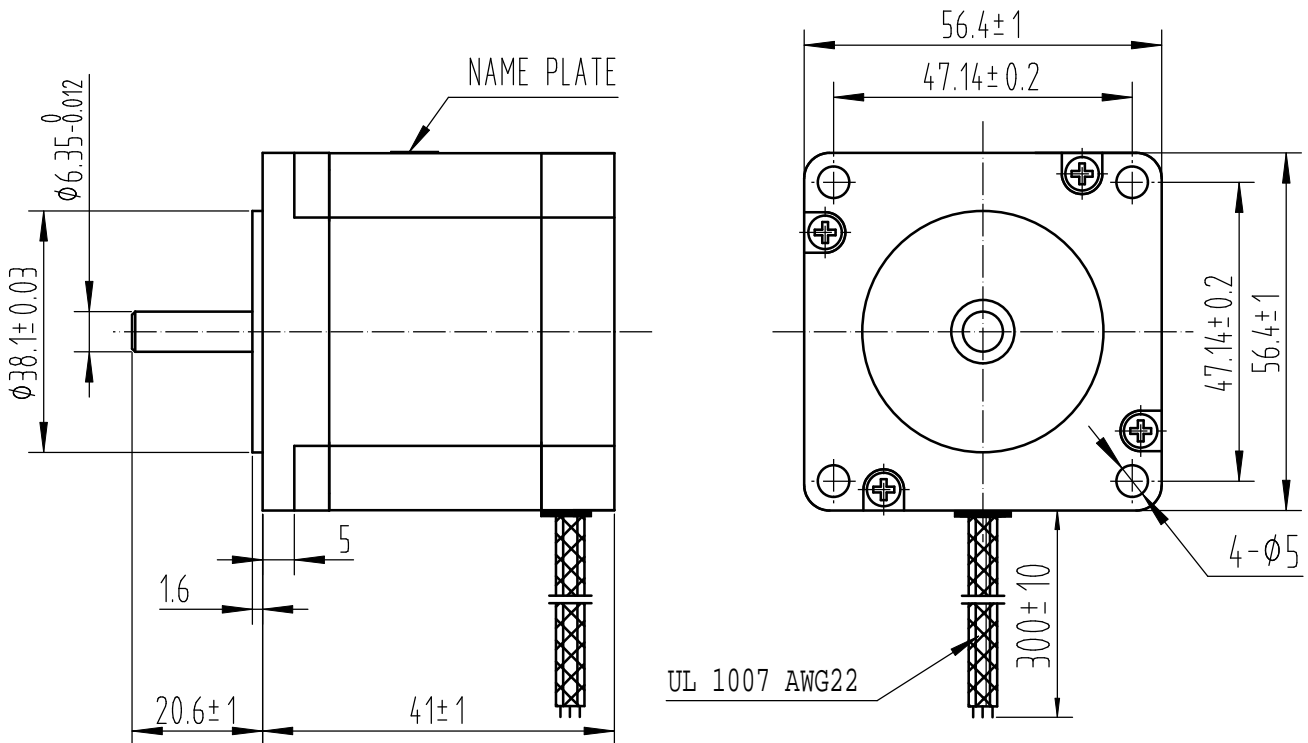
● Pull out torque curve :

VOLTAGE: 30VDC, CONSTANT CURRENT:2.8A, HALF STEP



● Dimensions:

(unit=mm)



					SY57STH41-2804MA	TECHNICAL CONDITIONS
REV	REVISIONS	DESCRIPTION	BY	DATE	CHANGZHOU SONGYANG MACHINERY & ELECTRONICS NEW TECHNIC INSTITUTE	070041003
DRAW	Cheng Feng	2010/12/07				
CHECK						
APPROVE						

This document was created with Win2PDF available at <http://www.daneprairie.com>.
The unregistered version of Win2PDF is for evaluation or non-commercial use only.