

4.00" (106.50mm) Φ 10.00mm 5*7 Single Color Dot Matrix Displays

Features:

- *High dot intensity
- *Wide viewing angle
- *Range of colors
- *Black face white dot
- *RoHS compliant

Available option:

- *Alternative face and dot color
- *Cropped terminal pins
- *Available emitting color
- *Low current version

Electro/Optical Characteristics $I_f=20mA$ $T_a=25^\circ C$

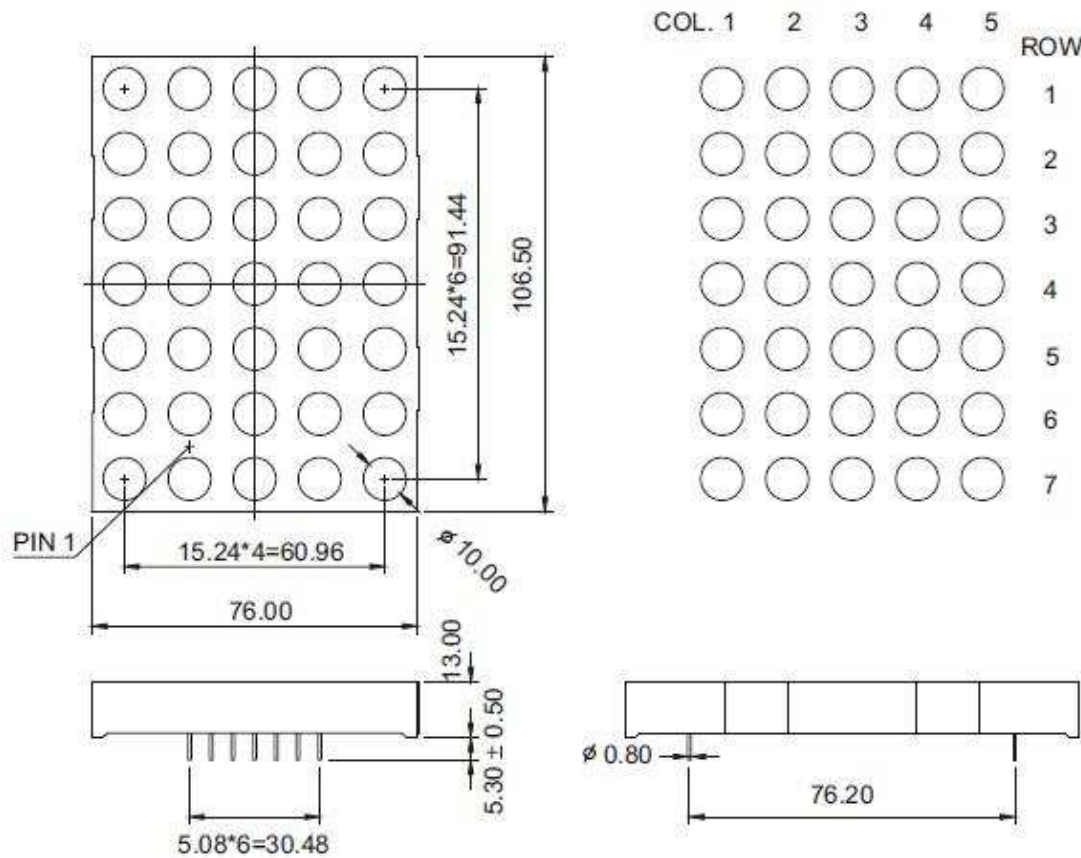
Part Number Row Cathode Column Anode	Part Number Row Anode Column Cathode	Emitting Color	Peak Wavelength	Forward Voltage V_f /Dot		Luminous Intensity I_v /Dot	
				Typ.	Max.	Min.	Typ.
LM-57HR40-C	LM-57HR40-CC	GaAlAs/GaAs SH Hi-Red	660	3.60	4.40	16.00	24.00
LM-57SR40-C	LM-57SR40-CC	GaAlAs/GaAs DH Super Red	660	3.60	4.40	44.00	56.00
LM-57O40-C	LM-57O40-CC	GaAsP/GaP Orange	632	4.20	5.00	16.00	24.00
LM-57Y40-C	LM-57Y40-CC	GaAsP/GaP Yellow	585	4.20	5.00	8.00	14.00
LM-57G40-C	LM-57G40-CC	GaP/GaP Green	568	4.40	5.00	14.00	22.00
Units			nm	V		mcd	

Maximum Ratings $T_a=25^\circ C$ (Derate above $25^\circ C$)

Characteristic	Test Condition	Symbol	HR	SR	O	Y	G	Units
Pulse Forward Current Per Dot	1/10 duty cycle 0.1ms Pulse width	I_{FP}	100	100	100	100	100	mA
DC Forward Current Per Dot		I_F	25	25	30	30	30	mA
Reverse Current Per Dot	$V_R=10V$	I_R	10	10	10	10	10	μA
Power Dissipation		P_D	60*70	60*70	80*70	80*70	80*70	mW
Operating Temperature		T_{OPR}	-40 to +80					$^\circ C$
Storage Temperature		T_{TSG}	-40 to +85					$^\circ C$
Lead soldering temperature	1.60mm from body maximum 3 seconds		260					$^\circ C$


4.00" (106.50mm) Φ 10.00mm 5*7 Single Color Dot Matrix Displays

PACKAGE DIMENSION

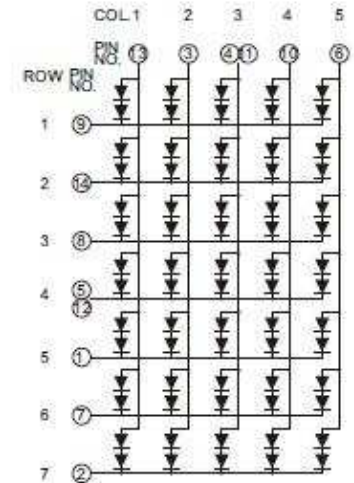


Tolerance \pm 0.25mm unless stated

INTERNAL CIRCUIT DIAGRAM



Row Cathode
Column Anode
LM-57XX40-CC



Row Anode
Column Cathode
LM-57XX40-C

