



ORDERING CODE

HLS-13F-4 - DC12V -P - L

NIL....STANDARD
 LLED
 TTEST BUTTON
 ALED + TEST BUTTON
 TERMINAL TYPE
 NIL....PLUG IN P....PBC
 NOMINAL VOLTAGE
 DC6V,DC9V,DC12V,DC24V,DC36V,DC48V,DC110V,DC220V
 AC6V,AC12V,AC24V,AC36V,AC48V,AC120V,AC240V,AC380V
 TYPE

CONTACT DATA

Contact Form	4C	
Contact Material	Ag Alloy	
Contact Ratings	10A 240VAC/30VDC	
Max Switching Voltage	250VAC/30VDC	
Max Switching Current	10A	
Max Switching Power	2500VA/300W	
Initial Contact Resistance	100m Ω Max	at 6VDC 1A
Life Expectancy Electrical	100,000	Operations (rated load)
Life Expectancy Mechanical	10,000,000	Operations (no load)

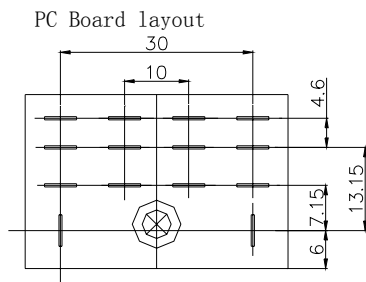
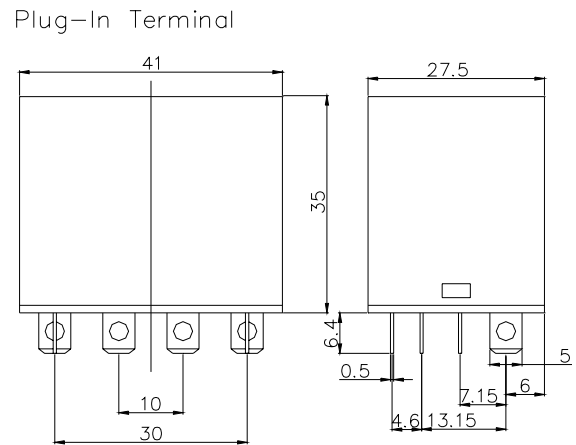
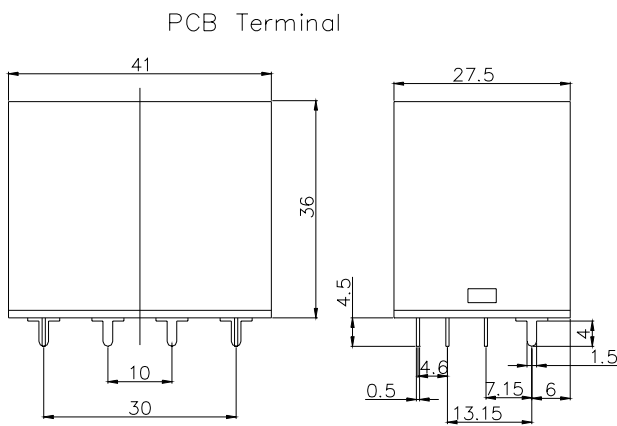
GENERAL DATA

Insulation Resistance	100M Ω min at500VDC	
Dielectric Strength Between Open Contacts	1000VAC 50-60HZ (1minute)	
Dielectric Strength Between Contacts And Coil	1500VAC 50-60HZ (1 minute)	
Operate Time	25ms max	
Release Time	25ms max	
Ambient Temperature	-40°C to+70°C	
Shock Resistance	Malfunction	20G
	Destruction	100G
Vibration Resistance	10-55Hz,1.5mm double amplitude	
Ambient humidity	40-85% RH	
Weight	Approx60g	
Safety Standard	CQC	

COIL DATA : (@20°C)

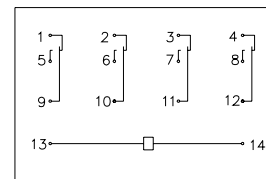
Rated Voltage (V)	DC Coil 1.4w			AC Coil 2.0VA		
	Coil Resistance $\Omega (\pm 10\%)$	Max Operate Voltage	Min Release Voltage	Coil Resistance $\Omega (\pm 10\%)$	Max Operate Voltage	Min Release Voltage
	1.4W	(VDC)	(VDC)	2VA	(VDC)	(VDC)
6	25	4.5	0.6	6.5	4.8	1.8
9	56	6.75	0.9			
12	100	9	1.2	25.5	9.6	3.6
24	400	18	2.4	102	19.2	7.2
36	900	27	3.6	230	28.8	10.8
48	1600	36	4.8	410	38.4	14.4
110	8400	82.5	11	2300	88	33
120	-	-	-	2700	96	36
240	-	-	-	10000	192	72
380				27500	304	114

Outline Dimension (mm)



(Bottom View)

Wiring Diagram



(Bottom View)