



HER301 THRU HER308

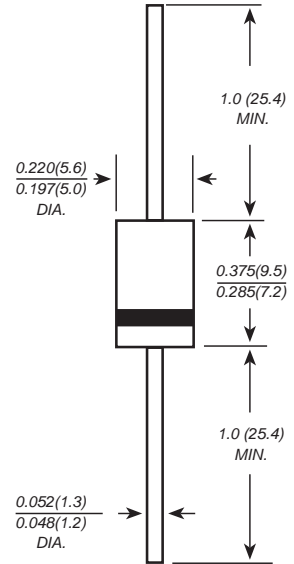
Reverse Voltage - 50 to 1000 Volts Forward Current - 3.0 Ampere

HIGH EFFICIENCY RECTIFIERS

Features

- ◆ The plastic package carries Underwriters Laboratory Flammability Classification 94V-0
- ◆ High speed switching for high efficiency
- ◆ Low reverse leakage
- ◆ High forward surge current capability
- ◆ High temperature soldering guaranteed: 250°C/10 seconds, 0.375" (9.5mm) lead length, 5 lbs. (2.3kg) tension

DO-201AD **RoHS**
COMPLIANT



Dimensions in inches and (millimeters)

Mechanical Data

Case : JEDEC DO-201AD Molded plastic body
Terminals : Solder plated, solderable per MIL-STD-750, Method 2026
Polarity : Polarity symbol marking on body
Mounting Position : Any
Weight : 0.04 ounce, 1.10 grams

Maximum Ratings And Electrical Characteristics

Ratings at 25°C ambient temperature unless otherwise specified.

Single phase half-wave 60Hz, resistive or inductive load, for capacitive load current derate by 20%.

parameter	SYMBOLS	HER 301	HER 302	HER 303	HER 304	HER 305	HER 306	HER 307	HER 308	UNITS	
		MDD HER 301	MDD HER 302	MDD HER 303	MDD HER 304	MDD HER 305	MDD HER 306	MDD HER 307	MDD HER 308		
Maximum repetitive peak reverse voltage	V_{RRM}	50	100	200	300	400	600	800	1000	V	
Maximum RMS voltage	V_{RMS}	35	70	140	210	280	420	560	700	V	
Maximum DC blocking voltage	V_{DC}	50	100	200	300	400	600	800	1000	V	
Maximum average forward rectified current 0.375" (9.5mm) lead length at $T_A=50^\circ C$	$I_{(AV)}$	3.0								A	
Peak forward surge current 8.3ms single half sine-wave superimposed on rated load (JEDEC Method)	I_{FSM}	200.0				150.0				A	
Maximum instantaneous forward voltage at 3.0A	V_F	1.0		1.3		1.7				V	
Maximum DC reverse current at rated DC blocking voltage $T_A=25^\circ C$ $T_A=100^\circ C$	I_R	5.0					150.0				μA
Maximum reverse recovery time (NOTE 1)	t_{rr}	50				70				ns	
Typical junction capacitance (NOTE 2)	C_J	70.0				50.0				pF	
Typical thermal resistance (NOTE 3)	$R_{\theta JA}$	20.0								$^\circ C/W$	
Operating junction and storage temperature range	T_J, T_{STG}	-65 to +150								$^\circ C$	

Note: 1. Reverse recovery condition $I_F=0.5A, I_R=1.0A, I_{rr}=0.25A$

2. Measured at 1MHz and applied reverse voltage of 4.0V D.C.

3. Thermal resistance from junction to ambient at 0.375" (9.5mm) lead length, P.C.B. mounted



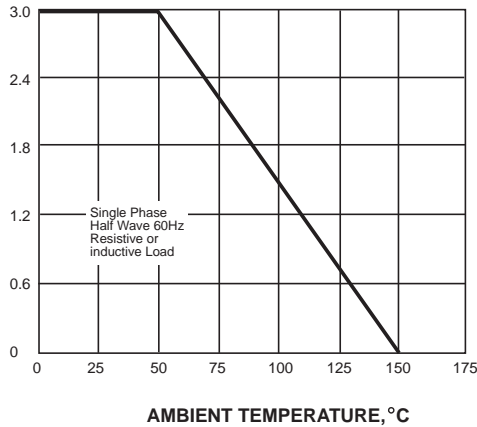
HER301 THRU HER308

Reverse Voltage - 50 to 1000 Volts Forward Current - 3.0 Ampere

Ratings And Characteristic Curves

AVERAGE FORWARD RECTIFIED CURRENT, AMPERES

FIG. 1- FORWARD CURRENT DERATING CURVE



PEAK FORWARD SURGE CURRENT, AMPERES

FIG. 2-MAXIMUM NON-REPETITIVE PEAK FORWARD SURGE CURRENT

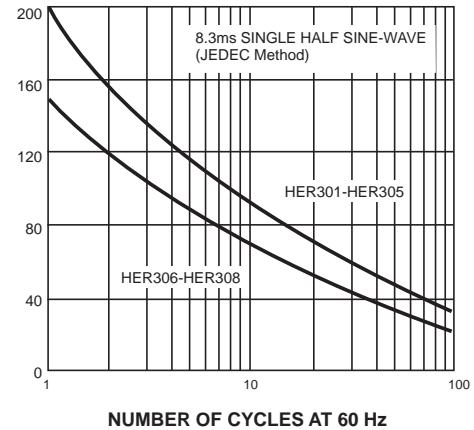
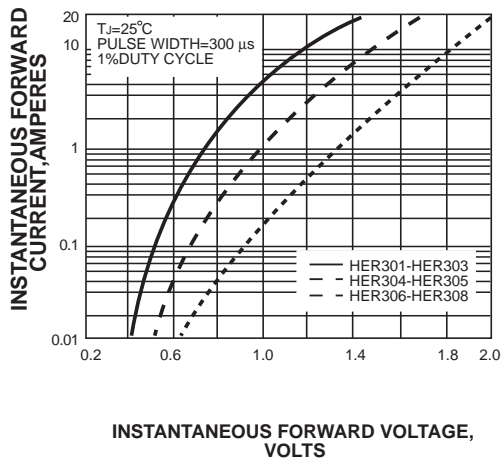


FIG. 3-TYPICAL INSTANTANEOUS FORWARD CHARACTERISTICS



INSTANTANEOUS REVERSE CURRENT, MICROAMPERES

FIG. 4-TYPICAL REVERSE CHARACTERISTICS

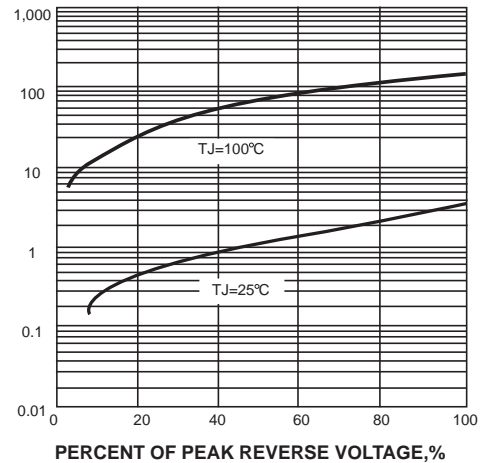
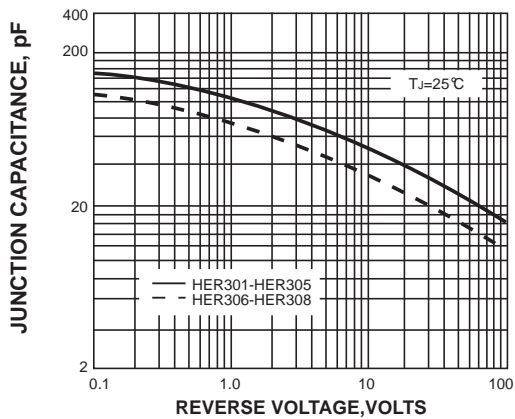
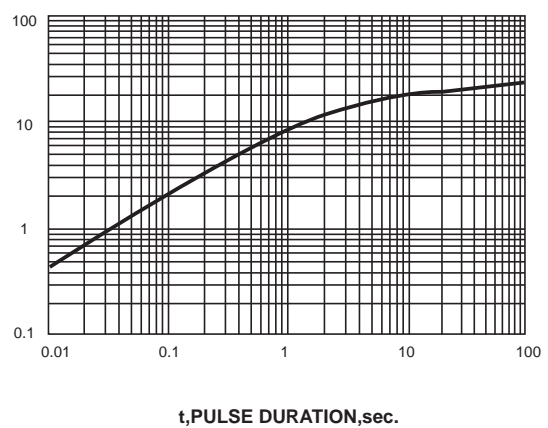


FIG. 5-TYPICAL JUNCTION CAPACITANCE



TRANSIENT THERMAL IMPEDANCE, °C/W

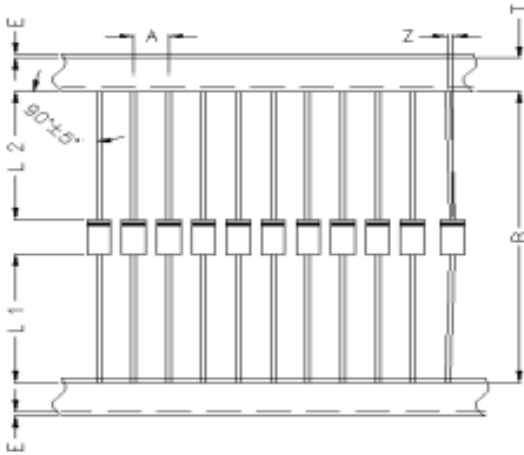
FIG. 6-TYPICAL TRANSIENT THERMAL IMPEDANCE



The curve above is for reference only.

Package Information

Taping Specifications



Item	Symbol	Specifications(mm)
Component Pitch	A	10.0±0.5
Inner Tape Pitch	B	52.4±1.5
Component alignment	Z	1.2 Max
Tape width	T	6.0±0.5
Exposed adhesive	E	0.8 Max
Body eccentricity	L1-L2	1.0 Max

Ammunition Package Specifications

Package	Inner Box Size (mm)	QTY/Box (pcs)	Carton Size (mm)	Q'TY/Carton (pcs)
DO - 201AD	255*74*145	1000	410*275*340	10000

Bulk Package Specifications

Package	Inner Box Size (mm)	QTY/Box (pcs)	Carton Size (mm)	Q'TY/Carton (pcs)
DO - 201AD	198*86*21	200	460*220*250	10000

Important Notice and Disclaimer

Microdiode Electronics (Jiangsu) reserves the right to make changes to this document and its products and specifications at any time without notice. Customers should obtain and confirm the latest product information and specifications before final design, purchase or use.

Microdiode Electronics (Jiangsu) makes no warranty, representation or guarantee regarding the suitability of its products for any particular purpose, nor does Microdiode Electronics (Jiangsu) assume any liability for application assistance or customer product design. Microdiode Electronics (Jiangsu) does not warrant or accept any liability with products which are purchased or used for any unintended or unauthorized application.

No license is granted by implication or otherwise under any intellectual property rights of Microdiode Electronics (Jiangsu).

Microdiode Electronics (Jiangsu) products are not authorized for use as critical components in life support devices or systems without express written approval of Microdiode Electronics (Jiangsu).