

REV.	DESCRIPTION	DRAWN	CHECKED	APPROVED
A	NEW RELEASE	LJH 09/20/05'	~	LJC 09/20/05'
B	料号中增加尺寸DIM. H, E选项	YCH 07/18/08'	~	LJC 07/18/08'
C	ADD P/N CODE	YCH 12/02/13'	~	LJC 12/02/13'
E	DRAWING UPDATE	JLZ 07/21/16'	~	

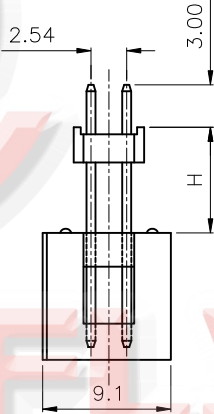
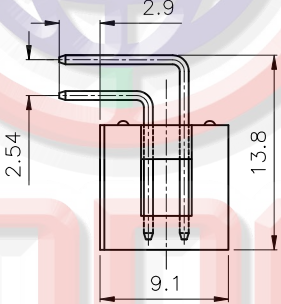
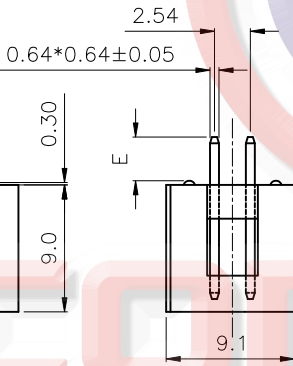
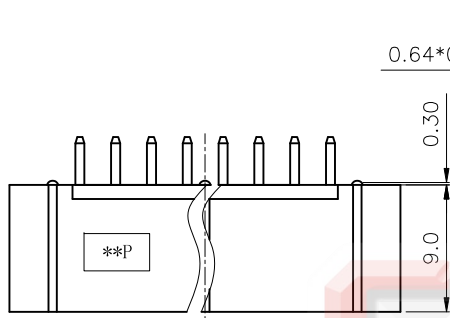
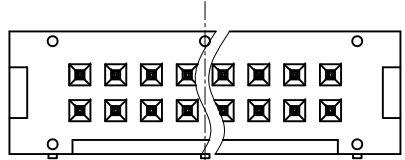
NOTES:

- ELECTRICAL CHARACTERISTICS:
  - CONTACT RESISTANCE: 20mΩ Max. INITIAL.
  - DIELECTRIC WITHSTANDING VOLTAGE: 500V AC(rms) FOR 1 MINUTE.
  - INSULATION RESISTANCE: 1000MΩ Min.
- ENVIRONMENT CHARACTERISTICS:
 

TEMPERATURE RANGE: -40°C~+105°C.
- PRODUCT NUMBER CODE:

DS1013- X X X X X X - X - X

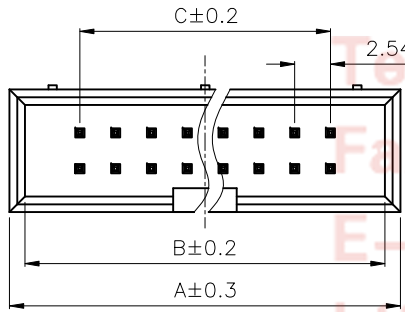
- HOUSING MATERIAL
  - 0: PBT UL94 V-0
  - 2: PBT UL94 HB
  - 4: PA-46
  - 9: PA-9T
- PLATING LEVEL(FOR GOLD ONLY) ©
  - 3A: 0.8-1.2u"
  - B: LEVEL B
  - N: LEVEL N
- DIM. H TYPE (FOR ELEVATOR ONLY)
  - 1: 7.50
  - 2: 9.50
- DIM. E TYPE (FOR V/T ONLY)
  - 1: 3.10
  - 2: 8.00
- HOUSING COLOR
  - B: BLACK
  - W: WHITE
  - U: BLUE
  - A: GRAY
- CONTACT PLATING
  - Si: FULL GOLD FLASH
- MOUNTING TYPE
  - S: V/T TYPE
  - R: R/A TYPE
  - E: Elevator TYPE
- No.OF CONTACTS
  - 06 08 10 14 16 20 24
  - 26 30 34 40 50 60 64



V/T TYPE

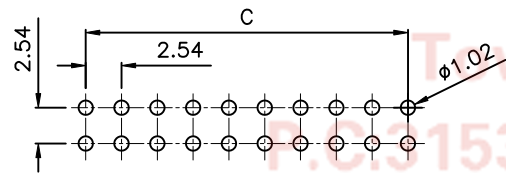
R/A TYPE

Elevator TYPE



Dimension

Position	A	B	C				
① 06	15.22	13.02	5.08				
② 08	17.76	15.56	7.62				
10	20.30	18.10	10.16	30	45.70	43.50	35.56
12	22.84	20.64	12.70	34	50.78	48.58	40.64
14	25.38	23.18	15.24	40	58.40	56.20	48.26
16	27.92	25.72	17.78	50	71.10	68.90	60.96
20	33.00	30.80	22.86	60	83.80	81.60	73.66
26	40.62	38.42	30.48	64	88.88	86.68	78.74



RECOMMEND PCB LAYOUT(TOLERANCE=±0.05)

GENERAL TOLERANCE		ANGLE TOLERANCE	
X.	±0.60	X.	±5°
.X	±0.38	.X	±3°
.XX	±0.25	.XX	±2°

PROJECTION	TITLE
UNITS	2.54mm BOX HEADER
SHEET SIZE	R/A, V/T & ELEVATOR TYPE
	SERIES DS1013 SERIES

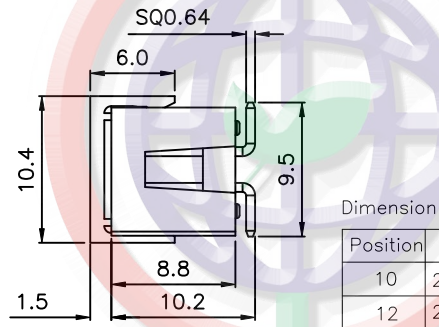
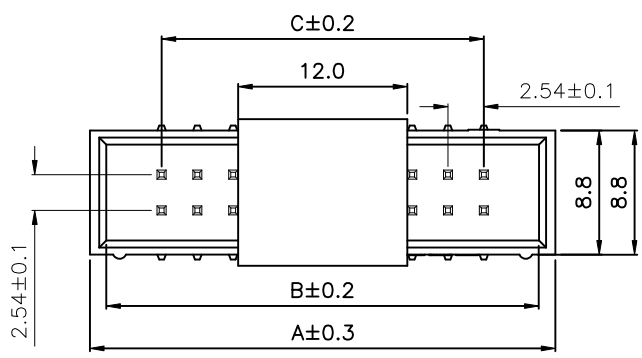
DRAWING TYPE	CUSTOMER
SCALE	1:1 SHEET 1 OF 1
DRAWING NO.	C-DS1013-XXXX-X-X-E

**CONNFLY** 晨翔电子有限公司  
**CONNFLY ELECTRONIC CO., LTD**

REV.	DESCRIPTION	DRAWN	CHECKED	APPROVED
A	NEW RELEASE	LJH 09/20/05'	~	YCH 09/20/05'
B	ADD P/N CODE	YCH 12/02/13'	~	

NOTES:

- ELECTRICAL CHARACTERISTICS:
  - CONTACT RESISTANCE: 20mΩ Max. INITIAL.
  - DIELECTRIC WITHSTANDING VOLTAGE: 500V AC(rms) FOR 1 MINUTE.
  - INSULATION RESISTANCE: 1000MΩ Min.
- ENVIRONMENT CHARACTERISTICS:
  - TEMPERATURE RANGE: -45°C~+105°C.
- PRODUCT NUMBER CODE:



Position	A	B	C
10	20.30	18.10	10.16
12	22.84	20.64	12.70
14	25.38	23.18	15.24
16	27.92	25.72	17.78
20	33.00	30.80	22.86
26	40.62	38.42	30.48
30	45.70	43.50	35.56
34	50.78	48.58	40.64
40	58.40	56.20	48.26
50	71.10	68.90	60.96
60	83.80	81.60	73.66
64	88.88	86.68	78.74

DS1013- X X X X - X

Ⓟ PLATING LEVEL(FOR GOLD ONLY)  
 3A: 0.8-1.2u"  
 B: LEVEL B

PACKING TYPE  
 A: TUBE  
 R: TAPE ON REEL  
 T: TRAY

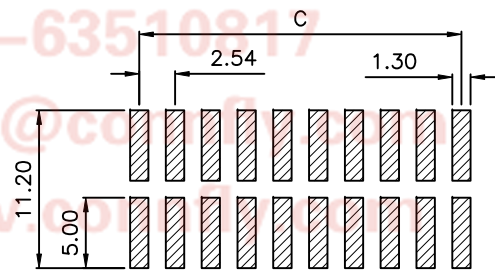
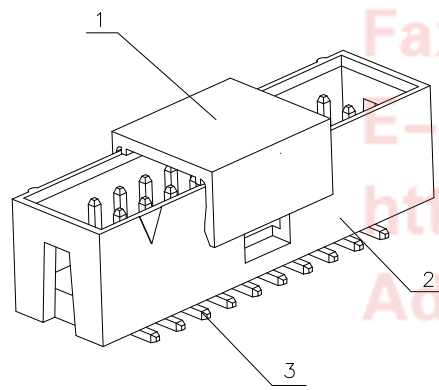
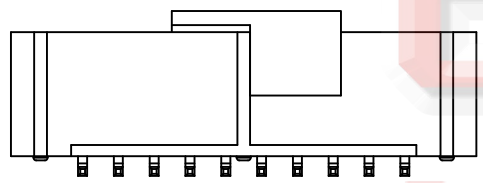
PICK UP SUPPORT  
 S: W/ PICK UP  
 X: W/O PICK UP

CONTACT PLATING  
 Si: FULL GOLD FLASH

MOUNTING TYPE  
 M: SMT TYPE

No.OF CONTACTS  
 06 08 10 14 16  
 20 26 30 34  
 40 50 60 64

SERIES No.  
 DS1013



RECOMMEND PCB LAYOUT  
 TOLERANCE=±0.05

Tel:86-574-63508787  
 Fax:86-574-63510817  
 E-mail:sale@connfly.com  
 http://www.connfly.com  
 Add:East Industry Park, Ningbo, Zhejiang, China  
 Town: Cixi, Ningbo, China

GENERAL TOLERANCE		ANGLE TOLERANCE	
X.	±0.60	X.	±5°
.X	±0.38	.X	±3°
.XX	±0.25	.XX	±2°

PROJECTION	TITLE
UNITS	2.54mm BOX HEADER SMT TYPE
SHEET SIZE	SERIES DS1013 SERIES

ITEM	PART NAME	PART NO.	MATERILAS	FINISHED
3	CONTACT		COPPER ALLOY	GOLD FLASH
2	HOUSING		PA-9T	RoHS II & REACH,UL94 V-0
1	PICK UP		PA-9T	RoHS II & REACH,UL94 V-0

DRAWING TYPE	CUSTOMER
SCALE	1:1
DRAWING NO.	C-DS1013-XXMXXX-X-B
	SHEET 1 OF 1

 **晨翔电子有限公司**  
**CONNFLY® CONNFLY ELECTRONIC CO., LTD**