


Si-PIN-Fotodiode mit Tageslichtsperrfilter; in SMT und als Reverse Gullwing Silicon PIN Photodiode with Daylight Filter; in SMT and as Reverse Gullwing Lead (Pb) Free Product - RoHS Compliant


BPW 34 F, BPW 34 FS, BPW 34 FSR



BPW 34 F



BPW 34 FS



BPW 34 FSR

Wesentliche Merkmale

- Speziell geeignet für den Wellenlängenbereich von 780 nm bis 1100 nm
- Kurze Schaltzeit (typ. 20 ns)
- DIL-Plastikbauform mit hoher Packungsdichte
- BPW 34 FS / FSR: geeignet für Reflow Löten

Anwendungen

- Automotomobil (z.B. Regensensor, Headset)
- IR-Fernsteuerung von Fernseh- und Rundfunkgeräten, Videorecordern, Gerätefernsteuerung
- Lichtschranken

Features

- Especially suitable for the wavelength range of 780 nm to 1100 nm
- Short switching time (typ. 20 ns)
- DIL plastic package with high packing density
- BPW 34 FS / FSR: suitable for reflow soldering

Applications

- Automotive (eg rain sensor, headset)
- IR-remote control of hi-fi and TV sets, video tape recorders, remote controls of various equipment
- Photointerrupters

Typ Type	Bestellnummer Ordering Code	Fotostrom, $E_e=1 \text{ mW/cm}^2$, $V_R = 5 \text{ V}$, $\lambda = 950 \text{ nm}$ Photocurrent $I_p (\mu\text{A})$
BPW 34 F	Q62702P0929	50 (≥ 40)
BPW 34 FS	Q65110A2700	50 (≥ 40)
BPW 34 FSR	Q65110A2740	50 (≥ 40)

Grenzwerte
Maximum Ratings

Bezeichnung Parameter	Symbol Symbol	Wert Value	Einheit Unit
Betriebs- und Lagertemperatur Operating and storage temperature range	$T_{op}; T_{stg}$	- 40 ... + 100	°C
Sperrspannung Reverse voltage	V_R $V_R (t < 2 \text{ min})$	16 32	V V
Verlustleistung, $T_A = 25 \text{ °C}$ Total power dissipation	P_{tot}	150	mW

Kennwerte ($T_A = 25 \text{ °C}$, $\lambda = 950 \text{ nm}$)
Characteristics

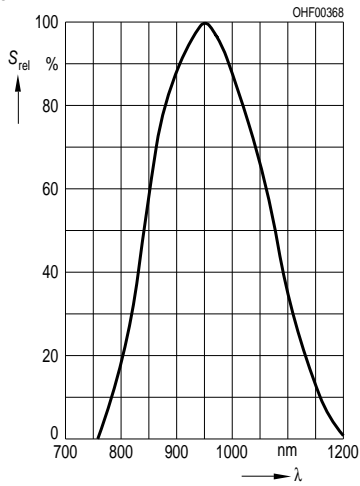
Bezeichnung Parameter	Symbol Symbol	Wert Value	Einheit Unit
Fotostrom Photocurrent $V_R = 5 \text{ V}$, $E_e = 1 \text{ mW/cm}^2$	I_p	50 (≥ 40)	μA
Wellenlänge der max. Fotoempfindlichkeit Wavelength of max. sensitivity	$\lambda_{S \text{ max}}$	950	nm
Spektraler Bereich der Fotoempfindlichkeit $S = 10\%$ von S_{max} Spectral range of sensitivity $S = 10\%$ of S_{max}	λ	780 ... 1100	nm
Bestrahlungsempfindliche Fläche Radiant sensitive area	A	7.00	mm^2
Abmessung der bestrahlungsempfindlichen Fläche Dimensions of radiant sensitive area	$L \times B$ $L \times W$	2.65 × 2.65	mm × mm
Halbwinkel Half angle	φ	± 60	Grad deg.
Dunkelstrom, $V_R = 10 \text{ V}$ Dark current	I_R	2 (≤ 30)	nA
Spektrale Fotoempfindlichkeit Spectral sensitivity	S_λ	0.59	A/W
Quantenausbeute Quantum yield	η	0.77	Electrons Photon
Leerlaufspannung, $E_e = 0.5 \text{ mW/cm}$ Open-circuit voltage	V_O	330 (≥ 275)	mV

Kennwerte ($T_A = 25\text{ °C}$, $\lambda = 950\text{ nm}$)
Characteristics (cont'd)

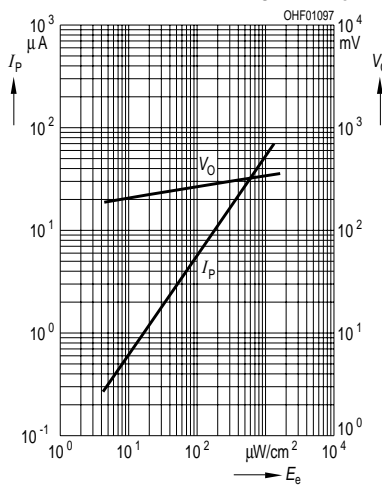
Bezeichnung Parameter	Symbol Symbol	Wert Value	Einheit Unit
Kurzschlussstrom, $E_e = 0.5\text{ mW/cm}^2$ Short-circuit current	I_{SC}	25	μA
Anstiegs- und Abfallzeit des Fotostromes Rise and fall time of the photocurrent $R_L = 50\ \Omega$; $V_R = 5\text{ V}$; $\lambda = 850\text{ nm}$; $I_p = 800\ \mu\text{A}$	t_r, t_f	20	ns
Durchlassspannung, $I_F = 100\text{ mA}$, $E = 0$ Forward voltage	V_F	1.3	V
Kapazität, $V_R = 0\text{ V}$, $f = 1\text{ MHz}$, $E = 0$ Capacitance	C_0	72	pF
Temperaturkoeffizient von V_O Temperature coefficient of V_O	TC_V	- 2.6	mV/K
Temperaturkoeffizient von I_{SC} Temperature coefficient of I_{SC}	TC_I	0.18	%/K
Rauschäquivalente Strahlungsleistung Noise equivalent power $V_R = 10\text{ V}$	NEP	4.3×10^{-14}	$\frac{\text{W}}{\sqrt{\text{Hz}}}$
Nachweisgrenze, $V_R = 10\text{ V}$ Detection limit	D^*	6.2×10^{12}	$\frac{\text{cm} \times \sqrt{\text{Hz}}}{\text{W}}$

Relative Spectral Sensitivity

$S_{rel} = f(\lambda)$

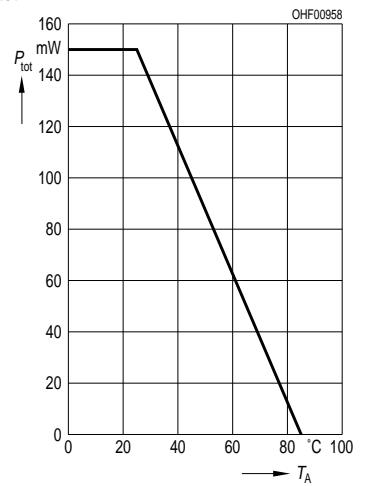


**Photocurrent $I_P = f(E_e)$, $V_R = 5 V$
Open-Circuit Voltage $V_O = f(E_e)$**



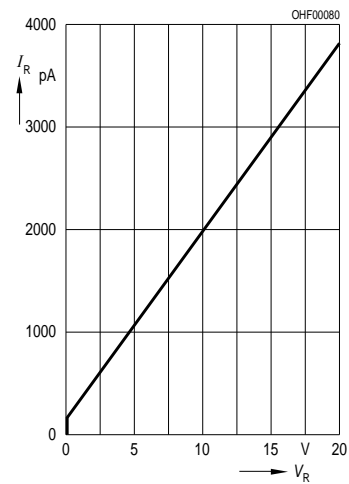
Total Power Dissipation

$P_{tot} = f(T_A)$



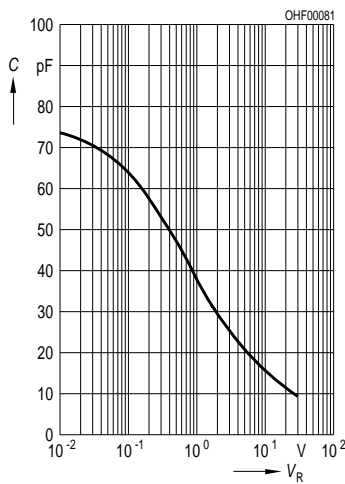
Dark Current

$I_R = f(V_R), E = 0$



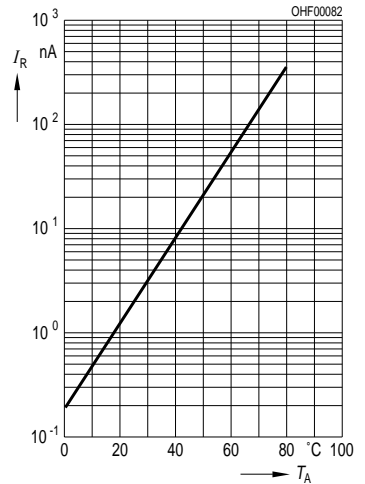
Capacitance

$C = f(V_R), f = 1 \text{ MHz}, E = 0$



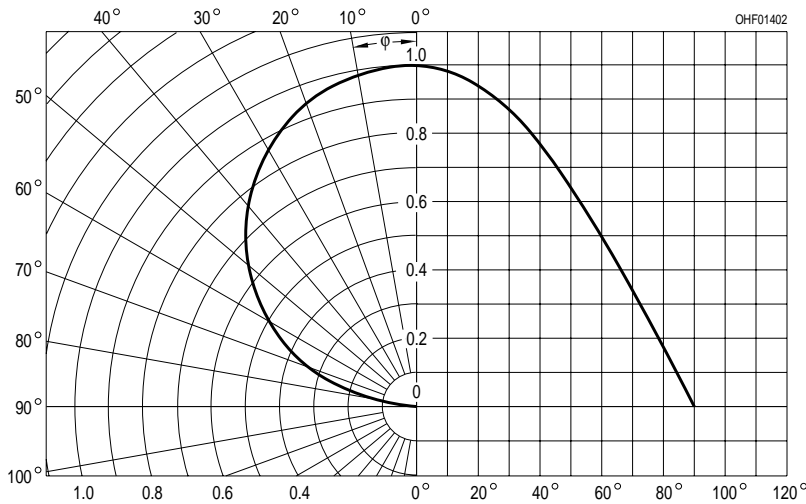
Dark Current

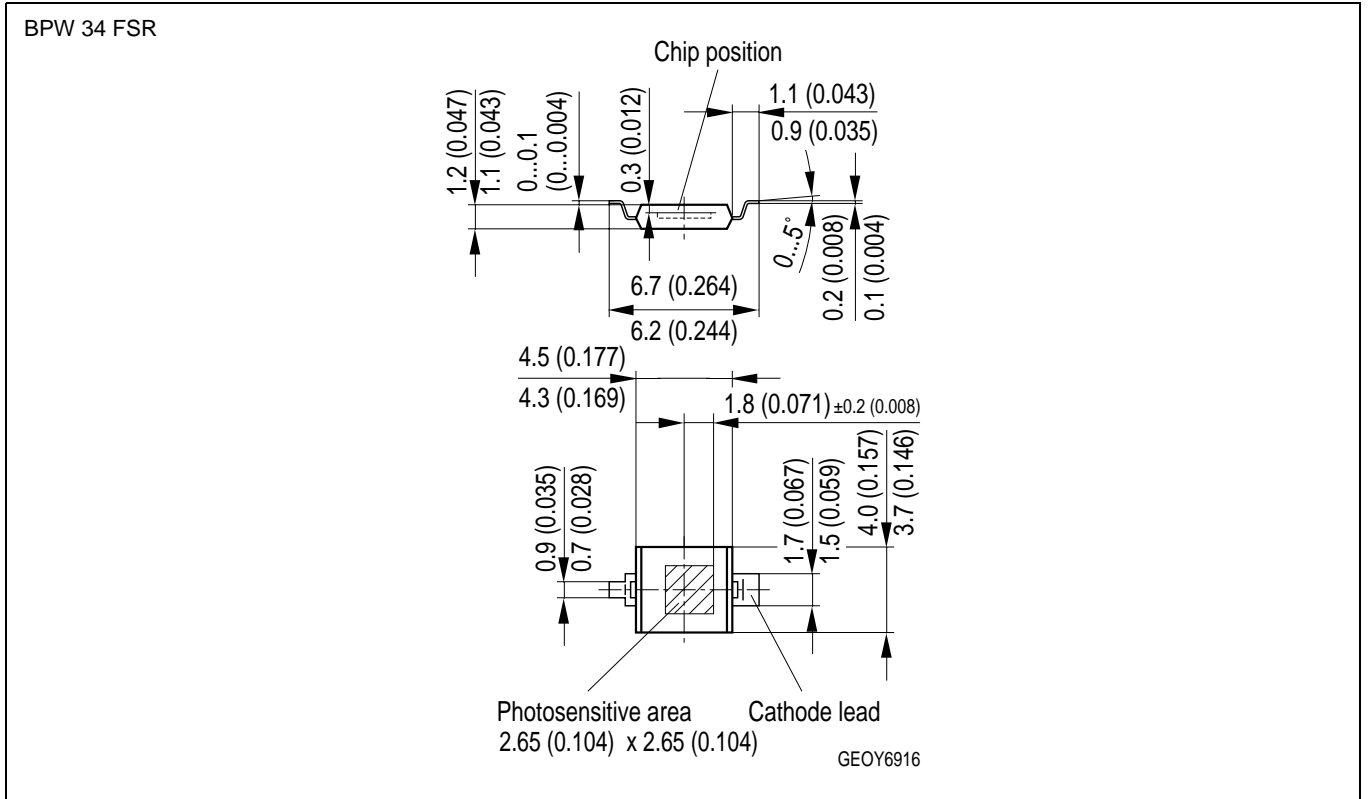
$I_R = f(T_A), V_R = 10 V, E = 0$



Directional Characteristics

$S_{rel} = f(\varphi)$





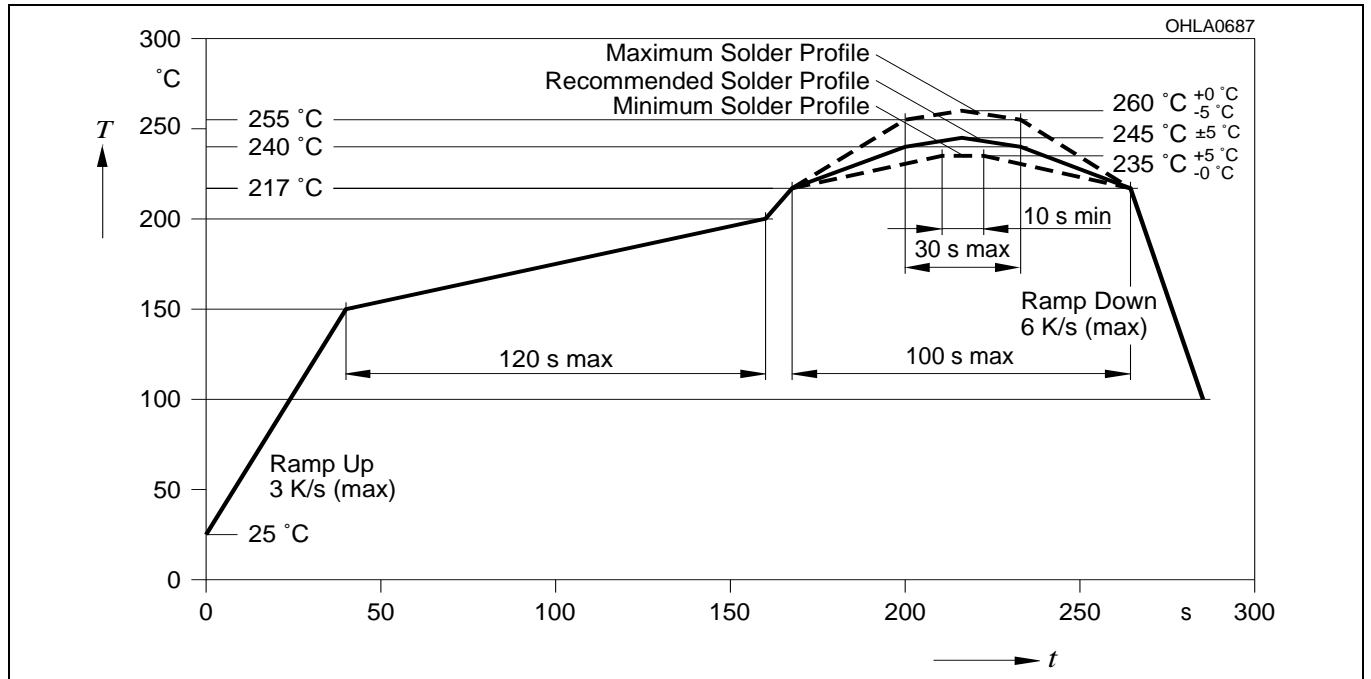
Maße in mm (inch) / Dimensions in mm (inch).

Lötbedingungen **BPW 34 FS**
Soldering Conditions **BPW 34 FSR**

Vorbehandlung nach JEDEC Level 4
 Preconditioning acc. to JEDEC Level 4

Reflow Lötprofil für bleifreies Löt
Reflow Soldering Profile for lead free soldering

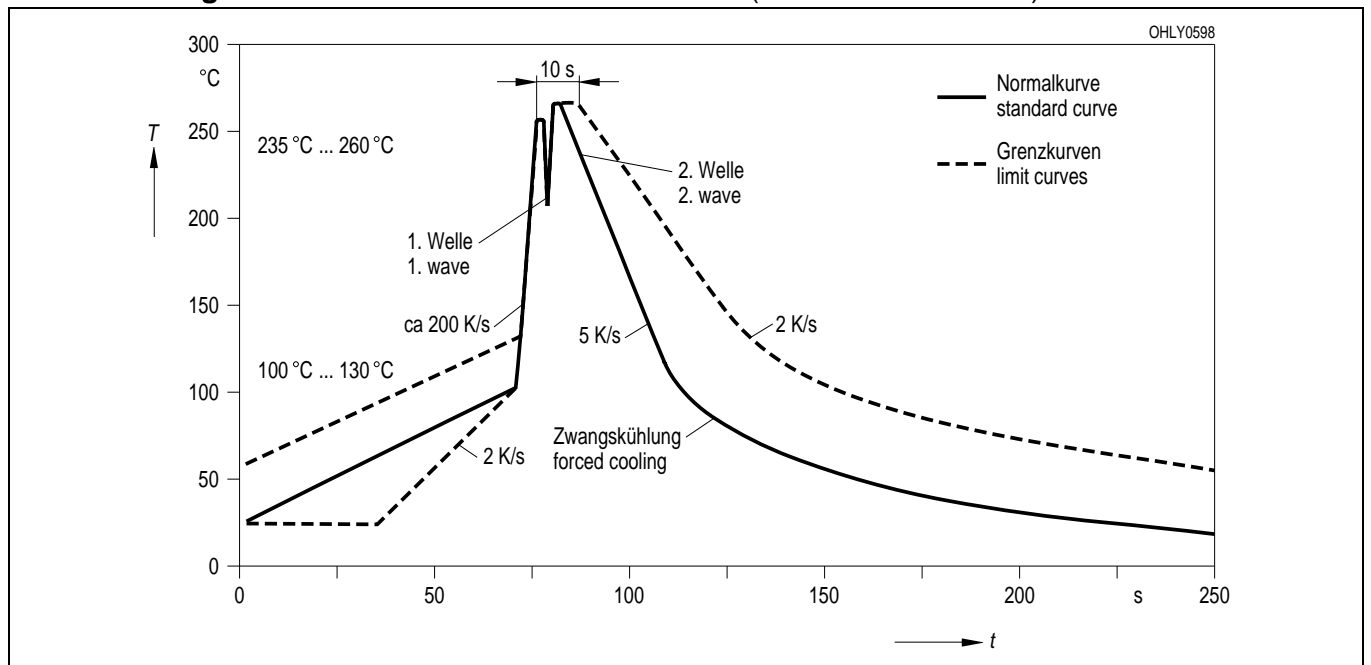
(nach J-STD-020C)
 (acc. to J-STD-020C)



Wellenlöt (TTW)
TTW Soldering

BPW 34 F

(nach CECC 00802)
 (acc. to CECC 00802)



Published by
OSRAM Opto Semiconductors GmbH
Wernerwerkstrasse 2, D-93049 Regensburg
www.osram-os.com
© All Rights Reserved.

EU RoHS and China RoHS compliant product



此产品符合欧盟 RoHS 指令的要求；

按照中国的相关法规和标准，不含有毒有害物质或元素。

The information describes the type of component and shall not be considered as assured characteristics. Terms of delivery and rights to change design reserved. Due to technical requirements components may contain dangerous substances. For information on the types in question please contact our Sales Organization.

Packing

Please use the recycling operators known to you. We can also help you – get in touch with your nearest sales office. By agreement we will take packing material back, if it is sorted. You must bear the costs of transport. For packing material that is returned to us unsorted or which we are not obliged to accept, we shall have to invoice you for any costs incurred.

Components used in life-support devices or systems must be expressly authorized for such purpose! Critical components ¹, may only be used in life-support devices or systems ² with the express written approval of OSRAM OS.

¹ A critical component is a component used in a life-support device or system whose failure can reasonably be expected to cause the failure of that life-support device or system, or to affect its safety or effectiveness of that device or system.

² Life support devices or systems are intended (a) to be implanted in the human body, or (b) to support and/or maintain and sustain human life. If they fail, it is reasonable to assume that the health of the user may be endangered.